

B L A C K P A N T H E R



**PLAY ALL.
CONQUER ALL.**

WWW.MAPEXDRUMS.COM

— THE STORY —

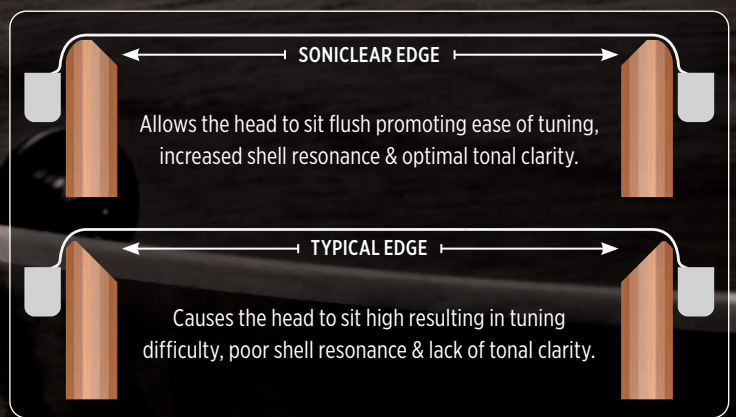
The snare drum is the foundation of your drum sound defining the character of the music and voicing the expression of your groove. Black Panther Snare Drums have been the Mapex foundation for more than 30 years and the lineup is now more expansive than ever. The Black Panther sound pallet offers 16 different wood and metal sounds in deep, standard, and small diameter models producing bright, dark, or vintage tones through our painstaking Concept Hybrid approach to drum design.



- FEATURES..... 2
- WOOD SHELL MODELS
- SCORPION..... 6
- GOBLIN..... 7
- HERITAGE..... 8
- HYDRO..... 9
- NUCLEUS..... 10
- PEGASUS..... 11
- RAZOR..... 12
- SHADOW..... 13
- SOLIDUS..... 14
- VENOM..... 15
- METAL SHELL MODELS
- ATOMIZER..... 18
- CYRUS..... 19
- METALLION..... 20
- PERSUADER..... 21
- REDATOR..... 22
- WASP..... 23
- SONIC FLOW CHART..... 25

SONICLEAR[®] BEARING EDGE

The **SONIClear Bearing Edge** is standard on all BP Snare drum shells and allows the drumhead to sit flatter and make better contact with the shell. The result is a stronger and deeper fundamental pitch, effortless and consistent tuning, and a significantly expanded tuning range. For the serious player, the increased head to edge contact increases shell vibration, allowing the sonic nuances of the Hybrid shell to stand out.

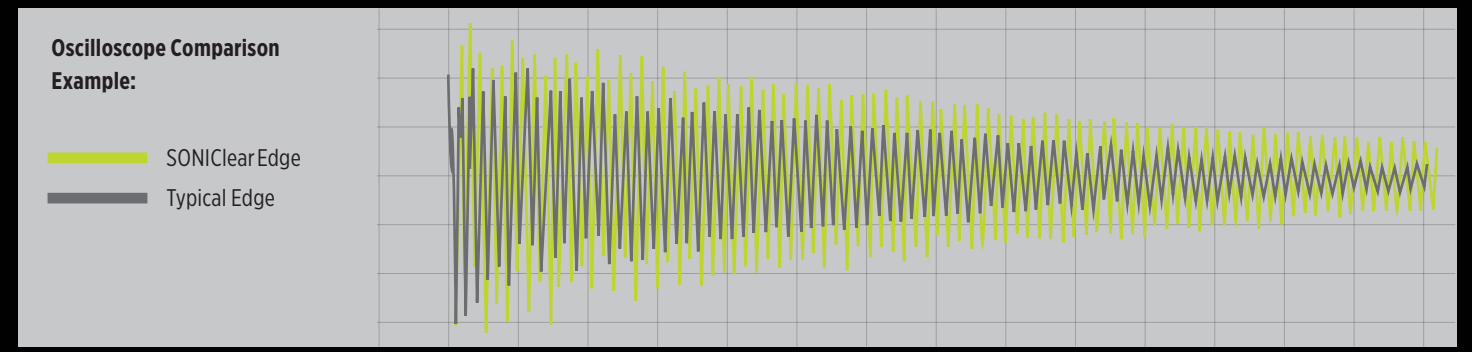


SONICLEAR EDGE AUDIO TEST SESSIONS

SOUND

The increased drumhead-to-shell contact achieved by the SONIClear Edge enhances shell vibration, resulting in the biggest sound possible from the drum.

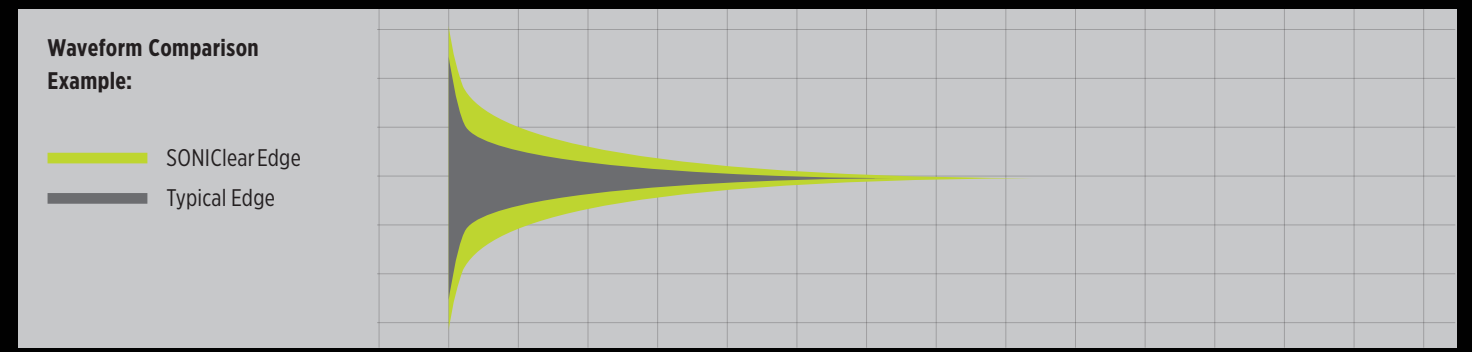
Oscilloscope Example: The Green Waveform is a recording of a drum with the SONIClear Edge. The dark grey waveform is a drum with a typical edge. Tuned to the same pitch and recorded identically, it's clear that the drum with the SONIClear Edge produces a much larger waveform from the initial strike through the full sustain of the note.



SUSTAIN

Because the drumhead sits flat on the SONIClear Edge, the tension applied during tuning is more balanced and stress-free. This allows the drumhead to vibrate freely and fully.

Waveform Comparison Example: The Green Waveform is a recording of a drum with the SONIClear Edge. The dark grey waveform is a drum with a typical edge. The size of the SONIClear waveform indicates a lower and stronger fundamental pitch while the length indicates a longer sustain compared to a typical edge.





Air Flow Venting

One of the most thrilling elements of playing Black Panther Snare Drums is the feel of the instrument. The Air Flow Venting is key to this feel and to the overall resonance of each shell. Through a painstaking testing process, each Black Panther model has been fitted with the ideal quantity of vent holes for this ultimate feel combined with premium sound & resonance.

Cylinder-Drive Strainer

The Cylinder-drive strainer and butt side adjustment use a self-lubricating bearing to insure smooth operation. The adjustment knobs employ “micro-lock” technology providing precise tension control.





SCORPION

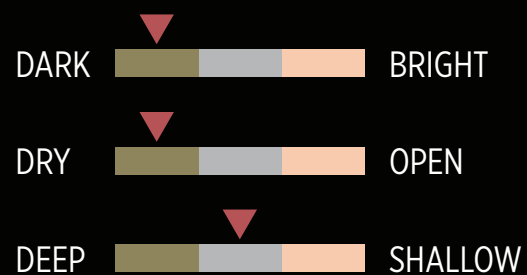
The Scorpion strikes with ultraprecision. This uniquely wrapped standard-sized mahogany shell delivers a stark dry tone, with a scorching sting.



Model No. BPNMH4550CNX
 Size 14" x 5.5"
 Shell 8-Ply, 8.9mm Mahogany
 2.3 mm Snare Bed with 5.5" Width
 Finish SAS 3 Red Sand Strata Wrap
 Edges SONIClear 45° Bearing Edge
 Lugs Double-Ended B Lug / 3-Air Vents
 Hoops Sonic Saver Hoops
 Hardware Chrome
 Sound Standard / Dry



SONIC FLOW

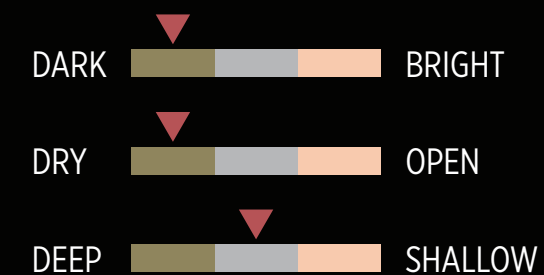


GOBLIN

The Goblin is mischievous. Calibrated to produce a crisp, tight response that cuts through any mix, adding depth and complexity as an auxiliary or secondary application.



SONIC FLOW



Model No. BPNWN2550LXN
 Size 12" x 5.5"
 Shell 6-Ply, 5.1mm Walnut
 2.3 mm Snare Bed with 5.5" Width
 Finish SAS 1 High-Gloss Natural Walnut Finish
 Edges SONIClear 45° Bearing Edge
 Lugs Double-Ended B Lug / 3-Air Vents
 Hoops Sonic Saver Hoops
 Hardware Black Brushed
 Sound Small Diameter / Dry





HERITAGE

The Heritage brings a sense of history and tradition featuring a classic thin maple shell transcending musical styles from all ages. The walnut sonic rings add a touch of darkness to the enduring sound profile.



SONIC FLOW

DARK  BRIGHT

DRY  OPEN

DEEP  SHALLOW

Model No. BPNML4600CWD
 Size 10" x 5.5"
 Shell 5-Ply 5.0 mm Maple
 2.7 mm Snare Bed with 5.5" Width
 4-Ply 4 mm Walnut Reinforcement Rings
 Finish SAS 3 White Psicobloc Pearl
 Edges SONIClear 45° Bearing Edge
 Lugs In-Line Locking B-Lugs/ 3-Air Vents
 Hoops Sonic Saver Hoops
 Hardware Chrome
 Sound Thin Shell / Vintage



HYDRO

The Hydro is alive with fluid energy, deep and dark and bursting with character. When the music calls for a small diameter sound packing the punch of a storm surge.



SONIC FLOW

DARK  BRIGHT

DRY  OPEN

DEEP  SHALLOW

Model No. BPNML3700LFB
 Size 13" x 7"
 Shell 6-Ply 5.1 mm Maple
 2.3 mm Snare Bed with 5.5" Width
 4-ply 4 mm Walnut Reinforcement Rings
 Finish SAS 0 Satin Black
 Edges SONIClear 45° Bearing Edge
 Lugs In-Line Locking B-Lugs/ 3-Air Vents
 Hoops Sonic Saver Hoops
 Hardware Black Brushed
 Sound Small Diameter / Dark



NUCLEUS

The Nucleus represents the center, when you need to drive the groove right down the middle. The middlemost plies are walnut providing a slightly organic character between the inner and outer layer of classic maple.



Model No.	BPNMW4550CPB
Size	14" x 5.5"
Shell	8-Ply 8.1 mm Maple/Walnut/Maple 2.3 mm Snare Bed with 5.5" Width
Finish	SAS 1 Piano Black
Edges	SONIClear 45° Bearing Edge
Lugs	Staggered 1/8" Offset Locking B-Lugs/ 3-Air Vents
Hoops	Sonic Saver Hoops
Hardware	Chrome
Sound	Standard / Medium



SONIC FLOW

DARK  BRIGHT

DRY  OPEN

DEEP  SHALLOW



PEGASUS

The Pegasus is legendary and mysterious featuring a thinner shell construction producing a slightly darker character from the famed maple/walnut blended shell. Like it's mythological namesake, this drum is grounded but can take flight at a moment's notice.



SONIC FLOW

DARK  BRIGHT

DRY  OPEN

DEEP  SHALLOW



Model No.	BPNMW4550LXN
Size	14" x 5.5"
Shell	7-Ply 6.15 mm Maple/Walnut 2.3 mm Snare Bed with 5.5" Width
Finish	SAS 2 Natural Maple Burl
Edges	SONIClear 45° Bearing Edge
Lugs	Double-Ended B-Lugs/ 3-Air Vents
Hoops	Sonic Saver Hoops
Hardware	Black Brushed
Sound	Standard / Medium



RAZOR

The Razor produces a sharp, articulate, edgy snap at all dynamic levels gleaming with high end brilliance. Never dull, this all maple drum slices through anything in the mix.



SONIC FLOW

DARK BRIGHT

DRY OPEN

DEEP SHALLOW

Model No. BPNML4500CGD
 Size 14" x 5.5"
 Shell 6-Ply 6.0 mm Maple
 2.3 mm Snare Bed with 5.5" Width
 Finish SAS 1 Dark Grey
 Edges SONICclear 45° Bearing Edge
 Lugs Staggered 1/8" Offset Locking B-Lugs / 3-Air Vents
 Hoops Sonic Saver Hoops
 Hardware Chrome
 Sound Shallow/ Bright



SHADOW

The Shadow is gloomy and lends a bit of obscurity to the mix when darkness is the prevailing musical character. Dusky and shady, this drum growls through any midnight groove.



Model No. BPNBW4650CXN
 Size 14" x 6.5"
 Shell 7-Ply 6.85 mm Birch Walnut
 2.3 mm Snare Bed with 5.5" Width
 Finish SAS 2 Natural Maple Burl
 Edges SONICclear 45° Bearing Edge
 Lugs In-Line Locking B-Lugs / 3-Air Vents
 Hoops Sonic Saver Hoops
 Hardware Chrome
 Sound Deep/ Dark

SONIC FLOW

DARK BRIGHT

DRY OPEN

DEEP SHALLOW





SOLIDUS

The Solidus is unshakable. This drum is a substantial instrument producing a crack that has a profound, bottomless character ripping with a bottomless foundation.



SONIC FLOW

DARK  BRIGHT

DRY  OPEN

DEEP  SHALLOW

Model No.	BPNML4700CVD
Size	14" x 7"
Shell	11-Ply 11 mm Maple 2.7 mm Snare Bed with 5.5" Width
Finish	SAS 1 Brown Red Burst
Edge	Rounded 45° Batter edge with 3/8" Counter-Cut
Lugs	In-Line Locking B-Lugs/ 4-Air Vents
Hoops	Sonic Saver Hoops
Hardware	Chrome
Sound	Deep/ Dry



VENOM

The Venom produces a poisonous slice that cuts through with a vicious bite. Nothing can hide from this infective instrument.



SONIC FLOW

DARK  BRIGHT

DRY  OPEN

DEEP  SHALLOW

Model No.	BPNML4550COW
Size	14" x 5.5"
Shell	8-Ply 6.85 mm Maple 2.3 mm Snare Bed with 5.5" Width
Finish	SAS 3 Arctic White
Edge	SONIClear 45° Bearing Edge
Lugs	Double-Ended B-Lugs / 3-Air Vents
Hoops	Triple-Flanged Hoops
Hardware	Chrome
Sound	Standard/Bright






ATOMIZER

The Atomizer brightens up the groove while keeping a deep character to the sound. The classic and timeless Aluminum sound captures every articulate nuance.



SONIC FLOW

DARK  BRIGHT

DRY  OPEN

DEEP  SHALLOW

Model No. BPNAL4651CN
 Size 14" x 6.5"
 Shell 2.0 mm Seamed Aluminium
 2.3 mm Snare Bed with 5.5" Width
 Edges Rolled/Moulded 45° SONICclear Bearing Edge
 Lugs In-Line Locking B-Lugs/ 3-Air Vents
 Hoops Sonic Saver Hoops
 Sound Deep / Bright



CYRUS

The Cyrus conquers the groove with the strength of steel. The fundamental crack is deep and dry and projects with mighty energy.



SONIC FLOW

DARK  BRIGHT

DRY  OPEN

DEEP  SHALLOW

Model No. BPNST4601CN
 Size 14" x 6"
 Shell 1.0 mm Seamed Steel, 13.8" Diameter Shell
 2.3 mm Snare Bed with 6" Width
 Edges Rolled/Moulded 45° SONICclear Bearing Edge
 Lugs In-Line Locking B-Lugs/ 3-Air Vents
 Hoops Sonic Saver Hoops
 Sound Deep / Dry



METALLION

The Metallion is the standard. The warm and centered characteristics of brass focus the sound with just the right amount of sensitive bite.



SONIC FLOW

DARK BRIGHT

DRY OPEN

DEEP SHALLOW

Model No.	BPNBR4551CN
Size	14" x 5.5"
Shell	1.2 mm Seamed Brass 2.3 mm Snare Bed with 5.5" Width
Edges	Rolled/Moulded 45° SONIClear Bearing Edge
Lugs	Staggered 1/8" Offset Locking B-Lugs/ 4-Air Vents
Hoops	Sonic Saver Hoops
Sound	Standard / Medium



PERSUADER

The Persuader leads with an authoritative darkness. The hammered brass shell dispenses a formidable burst into the music with undeniable punch.



Model No.	BPNBR465HCN
Size	14" x 6.5"
Shell	1.2 mm Hammered Brass 2.3 mm Snare Bed with 5.5" Width
Edges	Rolled/Moulded 45° SONIClear Bearing Edge
Lugs	In-Line Locking B-Lugs / 4-Air Vents
Hoops	Sonic Saver Hoops
Sound	Deep / Dry



SONIC FLOW

DARK BRIGHT

DRY OPEN

DEEP SHALLOW



PREDATOR

The Predator brings a dark and powerful sense to any musical situation. The copper shell produces a profound and weighty fundamental roaring with mid-low range tone.



Model No. BPNCO4601CN
 Size 14" x 5.5"
 Shell 1.2 mm Seamed Copper
 2.3 mm Snare Bed with 5.5" Width
 Edges Rolled/Moulded 45° SONIClear Bearing Edge
 Lugs In-Line Locking B-Lugs/ 4-Air Vents
 Hoops Sonic Saver Hoops
 Sound Deep / Dark



SONIC FLOW

DARK  BRIGHT

DRY  OPEN

DEEP  SHALLOW



WASP

The Wasp produces a tight sting of a sound to accent and color with small diameter precision. The steel shell produces a dry tightness for putting a pointy snap on the groove.



SONIC FLOW

DARK  BRIGHT

DRY  OPEN

DEEP  SHALLOW



Model No. BPNST0551CN
 Size 10" x 5.5"
 Shell 1.0 mm Seamed Steel
 2.0 mm Snare Bed with 3.5" Width
 Edges SONIClear 45° Bearing Edge
 Lugs Double-Ended B-Lugs/ 2-Air Vents
 Hoops Sonic Saver Hoops
 Sound Small Diameter / Bright



SONIC FLOW CHART

The Black Panther Snare Drum series is designed to cover a drummer-centric number of sonic choices producing a selection that fits a vast range of musical styles. The sound concept starts with overarching drum types described as Deep, Standard, Shallow, and Small Diameter and then gets specific with descriptors Dry, Dark, Medium, and Bright. Scan the Sonic flow chart below to find yours.

SOUND CONCEPT		METAL	WOOD
DEEP	DRY	PERSUADER 	SOLIDUS  HERITAGE 
	DARK	PREDATOR 	SHADOW 
	MEDIUM	CYRUS 	
	BRIGHT	ATOMIZER 	
STANDARD	MEDIUM	METALLION 	
	DRY		SCORPION 
	DARK		PEGASUS 
	MEDIUM		NUCLEUS 
SHALLOW	BRIGHT		VENOM 
	BRIGHT		RAZOR 
SMALL DIAMETER	DRY		GOBLIN 
	DARK		HYDRO 
	BRIGHT	WASP 	



W W W . M A P E X D R U M S . C O M

Copyright © 2023 Mapex Drums