



SATURN EVOLUTION



← SATURN EVOLUTION →

The revolutionary "Halo" mount, a lateral, unique "under lug-line" suspension system, unlocks the freedom of full resonance and allows the drum to sing with an open, pure tone. The Sustain Adjustment Knob acts as a built-in equalizer that can slightly dampen the resonance of the shell, producing a tighter and quicker decay. Whether you like to go dry in a jazz gig, or sound huge in a packed arena, the Saturn Evolution has the whole package for you.

FEATURES	2
CONFIGURATIONS	12
FINISHES	16
FALCON HARDWARE	26
ARTISTS	28

HALO MOUNTING SYSTEM

HALO MOUNT

The revolutionary new “Halo” mount featured on all Saturn Evolution toms, unlocks the freedom of full resonance. Using a lateral, unique “under lug-line” suspension system, this new groundbreaking isolation mount allows the shell the freedom to have an open, pure tone. This unique lateral Halo design improves stiffness and stability different from other similar systems.



SUSTAIN ADJUSTMENT KNOB

With the rubber gasket inside the mount, you can screw the knob down fully to dampen the shell resonance for a shorter decay, or back it off for a wide, open tone. In the studio, this allows you to “pre-EQ” your drums before feeding them into your plug-ins.



CHAMBER SPECIFIC DESIGN

Plies get progressively thicker, depths graduate by ½”, and bearing edges change as the drums get larger in diameter. The combination of all of these details creates an amazing symphony in one kit, where each and every drum sounds perfect!



HYBRID-SHELLED SYSTEM

The combination of a maple/walnut bass drum and birch/walnut toms is our bold interpretation of today's modern drum sound. The birch toms deliver clear and punchy sounds in the high register while the maple kick produces a warm, round tone in the low end. The result is a redefined sonic identity that speaks to today's music scene.

SASO-1

Type	Toms/Floor Tom	Bass Drum
Thickness	6-Ply, 6.5mm	8-Ply, 8.9mm
Bearing Edge	45°	60°

SAS2

Type	Toms/Floor Tom	Bass Drum
Thickness	7-Ply, 6.85mm	9-Ply, 9.25mm
Bearing Edge	45°	60°

Hybrid-Shelled Configuration



SE426XHPZ - BD2216(Maple), TT1208(Birch), FT1616(Birch)

MAPLE/WALNUT

Bright/Versatile/Open

The iconic Saturn Maple/Walnut hybrid shell has been appointed with Design Lab features and SoniClear Attenuation System to deliver a fuller, rounder tone with bright, versatile, open sound.

SASO-1

Type	8"-10" TT	12"-14"TT/14"-16"FT	18"FT/All Bass Drum
Thickness	8-Ply, 7.5mm	8-Ply, 8.2mm	8-Ply, 8.9mm
Bearing Edge	45°	45°	60°

SAS2

Type	8"-10" TT	12"-14" TT / 14"-16" FT	18" FT / All Bass Drum
Thickness	9-Ply, 7.85mm	9-Ply, 8.55mm	9-Ply, 9.25mm
Bearing Edge	45°	45°	60°



SE628XMPO - BD2218, TT1008, TT1209, FT1414, FT1616



Special Badge for Maple/Walnut Shell

BIRCH/WALNUT

Dark/Punchy/Dry

First introduced as a special edition in 2012, the Birch/Walnut hybrid shell has made its return to the Saturn Evolution line with Design Lab features. The new shell formula perfectly combines the walnut sonic characteristics with articulate punch of birch, delivering a Dark, Punchy, Dry sound.

SASO-1

Type	8"-10" TT	12"-14" TT / 14"-16" FT	18" FT / All Bass Drum
Thickness	6-ply, 5.8mm	6-ply, 6.5mm	8-ply, 8.2 mm
Bearing Edge	45°	45°	60°

SAS2

Type	8"-10" TT	12"-13" TT / 14"-16" FT	18" FT / All Bass Drum
Thickness	7-Ply, 6.15mm	7-Ply, 6.85mm	9-Ply, 8.55mm
Bearing Edge	45°	45°	60°



Special Badge for Birch/Walnut Shell



SE504XBPT- BD2016, TT1007, FT1208, FT1414

SAS (SONICLEAR™ ATTENUATION SYSTEM) FINISHES

Mapex has developed a revolutionary system-wide design element called the "SONIClear Attenuation System". This design concept puts the most knowledge, choice and personal adjustments in the hands of the player. One of these "SAS" elements is the MAPEX Black Panther Design Lab's SAS Finish rating scale (shown below). This helps the player make an informed choice for the finishes on the instrument.

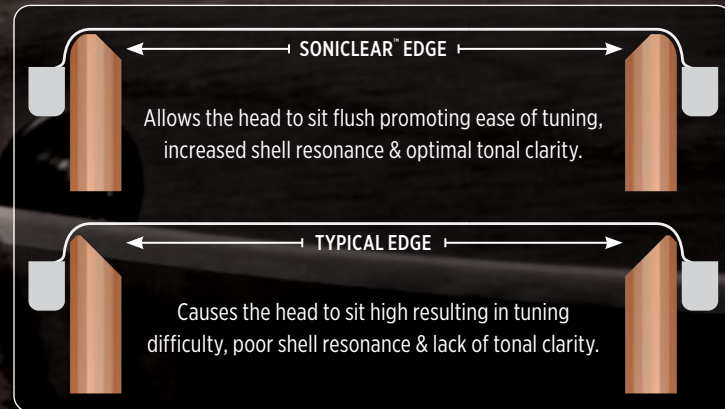
SAS (SONIClear Attenuation System) Finish Values



SONICLEAR

BEARING EDGE

The **SONIClear™ Bearing Edge** is standard on Saturn shells and allows the drumhead to sit flatter and make better contact with the shell. The result is a stronger and deeper fundamental pitch, effortless and consistent tuning, and a significantly expanded tuning range. For the serious player, the increased head to edge contact increases shell vibration, allowing the sonic nuances of the Hybrid shell to stand out.

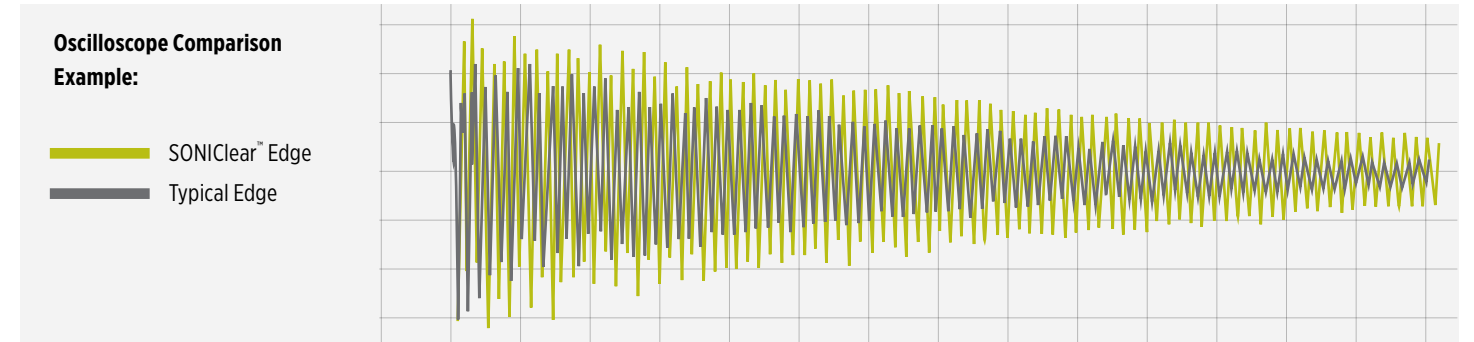


SONICLEAR™ EDGE AUDIO TEST SESSIONS

SOUND

The increased drumhead-to-shell contact achieved by the SONIClear™ Edge enhances shell vibration, resulting in the biggest sound possible from the drum.

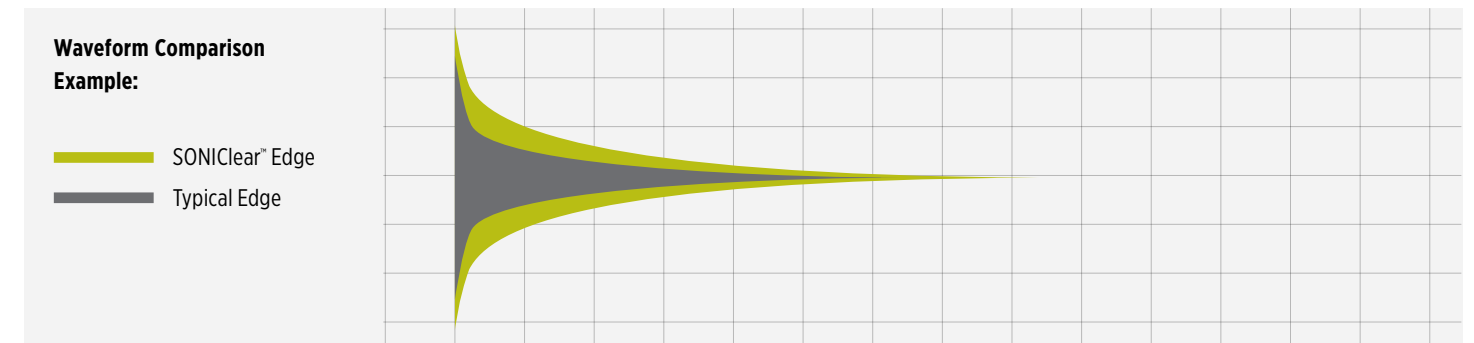
Oscilloscope Example: The Green Waveform is a recording of a drum with the SONIClear™ Edge. The dark grey waveform is a drum with a typical edge. Tuned to the same pitch and recorded identically, it's clear that the drum with the SONIClear™ Edge produces a much larger waveform from the initial strike through the full sustain of the note.



SUSTAIN

Because the drumhead sits flat on the SONIClear™ Edge, the tension applied during tuning is more balanced and stress-free. This allows the drumhead to vibrate freely and fully.

Waveform Comparison Example: The Green Waveform is a recording of a drum with the SONIClear™ Edge. The dark grey waveform is a drum with a typical edge. The size of the SONIClear™ waveform indicates a lower and stronger fundamental pitch while the length indicates a longer sustain compared to a typical edge.



SONICLEAR™ ATTENUATION SYSTEM FEATURES



CHAMBER SPECIFIC DESIGN


Ply thicknesses get progressively thicker, depths graduate by 1/2", bearing edges change, as the drums get larger in diameter. The combination of all of these details creates an amazing symphony in one kit, where each and every drum sounds perfect!



AIR FLOW VENTING

One of the amazing elements to playing the Saturn Evolution is the "feel" of the instrument. The venting is key to the feel and the overall resonance of the shells. Through painstaking testing, each Chamber Specific approach has led to a formula of multiple vent holes in Saturn Evolution Series. Toms and bass drums have different combinations of vent holes. These air flow vents are placed at the *Nodal line with the lugs, so as to not affect the resonance of the shells.

* "Nodal" positioning is ©Noble and Cooley Drum Company



ISOLATION GASKETS FLOOR TOM

All Design Lab floor toms have the new "lift" bracket design. The metal components of the floor tom brackets are now entirely on the outside of the shell, isolated by the special rubber lift gasket. This releases all pressure from the shell, alleviating vibration loss. The 90° Leg design was also given strong consideration in regard to its sonic implications.



SAS STATIC 90° FLOOR TOM LEG

The straighter the path to the floor, the more sound loss: the static 90° Design Lab leg resolves this issue, allowing the most possible resonance from the floor toms.



SONIC PEDESTAL FOOT

The steel leg is prevented from contacting the ground by an internal cotter pin, allowing the floor tom to "float" on the elevated "spring" of the rubber foot, eliminating vibration transfer and maximizing resonance.

SONICLEAR™
ATTENUATION SYSTEM

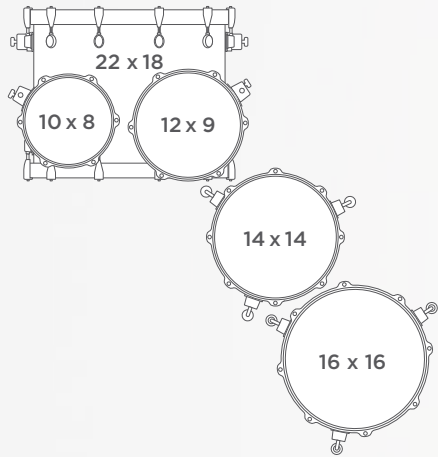
CONFIGURATIONS

How many ↑ and how many ↓?

The Saturn offers a variety of configurations designed to fit diverse musical applications.

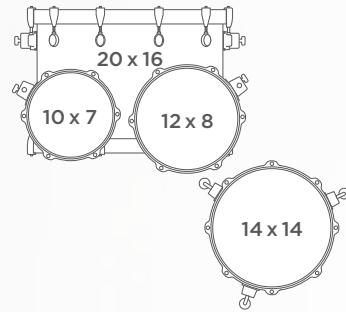
Whether the preference is fast and focused or big and booming, every drummer can find a setup to suit their style.

SE628X Workhorse 5-Piece Shell Pack



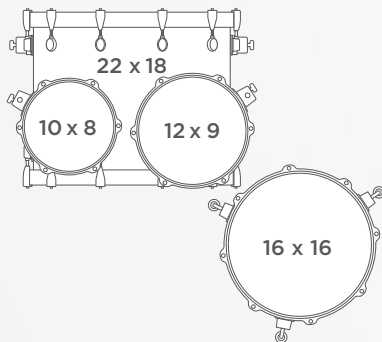
[2↑ - 2↓]

SE504X Fusion 4-Piece Shell Pack



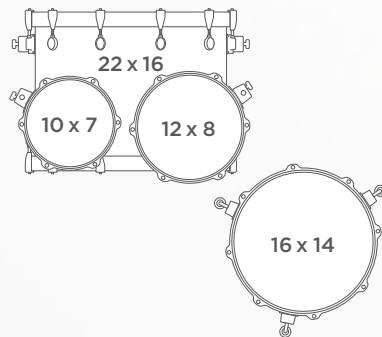
[2↑ - 1↓]

SE529X Rock 4-Piece Shell Pack



[2↑ - 1↓]

SE529XE Classic 4-Piece Shell Pack



[2↑ - 1↓]



EXOTIC AZURE
BURST LACQUER

TUSCAN RED



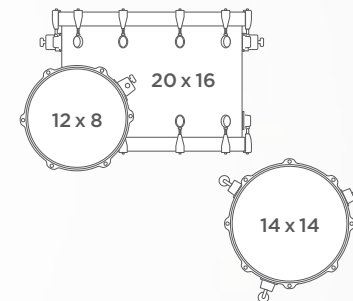
CONFIGURATIONS

How many ↑ and how many ↓?

The Saturn Evolution offers a variety of configurations designed to fit diverse musical applications. Whether the preference is fast and focused or big and booming, every drummer can find a setup to suit their style.

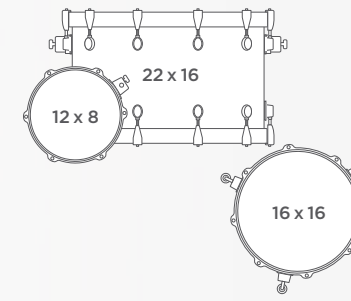
Hybrid-Shelled System - The combination of a maple/walnut bass drum and birch/walnut toms is our bold interpretation of today's modern drum sound. The birch toms deliver clear and punchy sounds in the high register while the maple kick produces a warm, round tone in the low end. The result is a redefined sonic identity that speaks to today's music scene.

SE401XH Hybrid Straight Ahead 3-Piece Shell Pack



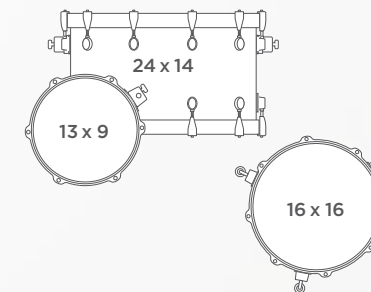
[1↑ - 1↓]

SE426XH Hybrid Organic Rock 3-Piece Shell Pack



[1↑ - 1↓]

SE446XH Hybrid Powerhouse Rock 3-Piece Shell Pack



[1↑ - 1↓]

GUN METAL GREY

Black Brushed Hardware



TUSCAN RED

Black Brushed Hardware



BRUNSWICK GREEN



POLAR WHITE

Black Brushed Hardware



PIANO BLACK



EXOTIC SUNBURST



EXOTIC AZURE BURST



EXOTIC VIOLET BURST

Black Brushed Hardware



TUSCAN YELLOW



IRIDIUM SILVER



FALCON

HARDWARE

In the studio. On tour. In the woodshed. Falcon's convenience and simplicity keep your mind where it needs to be... ON PLAYING!

DOUBLE BASS PEDAL

PF1000TW



SNARE STAND

SF1000



• Centered Omni-Ball Snare Basket Adjustment

• Base Height Adjustment

• High-Friction Rubber Feet with Retractable Spikes

HI-HAT STAND

HF1000

Lockable Quick-Release Clutch Wingnut •

Extreme Height Adjustment •

• Removable Swivel Legs

• Tension Adjuster

• Footboard Height Adjustment

• High-Friction Rubber Feet with Retractable Spikes

• Foldable Footboard

BOOM STAND

BF1000

• Lockable Quick-Release Wingnut

• Super-Glide Stepless Tilter

• Single-Point Boom Arm Adjuster with Position Markers

Hide-Away Boom Arm •

BASS PEDAL

PF1000



• Interchangeable Beater Weights


• Beater Angle Adjustment

• Interchangeable Drives

• Footboard Height Adjustment

• Reduced Base Plate Size

• Self-Adjusting Hoop Clamp



Alex Bailey
Marcus Miller



Fotis Benardo
*SepticFlesh, Chaostar,
SixForNine*




Richard Bravo
Juanez



Trevian Chandler
Pink Sweat\$, Jon B.



Richie Martinez
Arch Echo




Ced Mitchell
*B2K Boys of the
New Milinnium*



Carlos Palmet
Pitbull



Steve Fidyk
*The Steve Fidyk Parlour
Project*



Tony Coleman
BB King



Dom Famularo
Educator



Vera Figueiredo
Independent




Sean Fuller
Florida Georgia Line



Aquiles Priester
WASP, Hangar, Edu Falaschi



Herlin Riley
Winton Marsalis



Tyler Ritter
Moon Taxi



Darrell Robinson
*NERD, Pharrell,
Snoop Dogg*



Sal Giancarelli
Staind, Saint Asonia




Eric 'Boots' Greene
Alicia Keys, Jay-Z



Claus Hessler
FLUX, Educator and Clinian




Ray Marshall Jr.
Charlie Puth, Jon Bellon



Steven J. Robinson
Selena Gomez



Damien Schmitt
*Jean Luc Ponty,
Electro-Schmitt*



Derico Waston
Victor Wooten

SATURN ARTISTS



W W W . M A P E X D R U M S . C O M

Copyright © 2022 Mapex Drums